



COUNTY OF RIVERSIDE DEPARTMENT OF ENVIRONMENTAL HEALTH

ACCEPTED FLOORING MATERIALS MANUFACTURERS AND DISTRIBUTORS

When determining what type of flooring to install in a food facility, one needs to think about more than the cost of the installation. Other things to consider are:

- Will the flooring be damaged if heavy equipment is placed upon it?
- Will the food preparation (i.e.: cooking) generate grease?
- Should safety flooring be installed because the food preparation generates grease, moisture, or spills that could present slip and fall hazards to the employees?

In the long run it's cheaper to evaluate how a specific type of flooring will perform in the food facility and then determine which type of flooring to install. If flooring is used that does not perform well in the establishment, additional costs may be incurred from:

1. Replacing the flooring because it's been damaged and is in disrepair.
2. Worker's Compensation claims from employees hurt on the job.

The following list and standards have been compiled by the Department of Environmental Health for "smooth continuous flooring" required by California Health and Safety Code Section No. 114150 for food facilities. Materials not listed may be submitted for evaluation if they meet the following standards.

Floor surfaces shall be smooth, easily cleanable, light colored and nonabsorbent.

NOTE: Vinyl Tile (VCT, VAT) Vinyl tile is not acceptable for floors in any area except customer dining or pre-packaged retail display.

Also included with these accepted flooring materials is a partial list of the product manufacturers. Contact these manufacturers to locate a distributor or supplier in your area.

“NOTE: Riverside County Dept. of Environmental Health does not endorse any particular manufacturer, distributor or supplier.”

I. Commercial Sheet Vinyl

If sheet vinyl flooring is proposed, check the manufacturer's specifications and recommendations. While sheet vinyl flooring may perform well in many food service areas (i.e.: retail sales areas, dining rooms, waitress stations), some manufacturers do not recommend its use in portions of a commercial kitchen. If you have any questions regarding the accepted flooring manufacturers' recommendations, check with your flooring dealer and/or your plan check specialist.

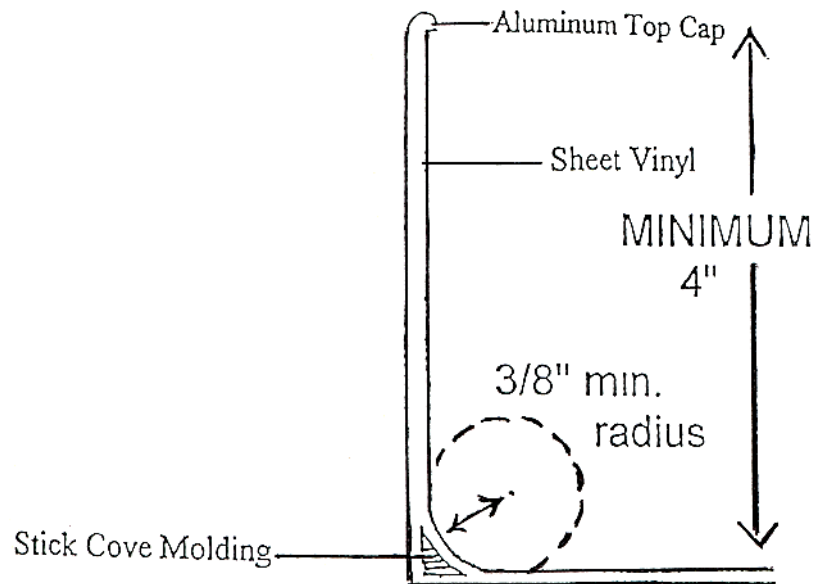
Standards:

- A. Inlaid vinyl composition (no embossed imprinting on wear layer surface.)
- B. Vinyl wear layer surface thickness .050 inch minimum.
- C. Vinyl shall not have a "No Wax" manufactured surface coating.

Installation:

- A. Flooring shall continue up walls, partitions and cabinetry at least four (4) inches, forming an integral 3/8-inch minimum radius cove base. The cove base must be backed with a cove molding and topped with a metal cap. (VINYL OR RUBBER TOP SET BASE IS NOT ACCEPTABLE)
- B. Manufacturer's installation criteria and standards must be followed.

- C. All seams must be "heat welded" or "chemically sealed" to form a continuous sheet vinyl surface.
- D. If floor drains are proposed, specifications on the type of floor drain must be submitted to this Department for evaluation of the drain. Approval of the floor drain(s) shall be obtained from this Department prior to installation.
- E. Sheet vinyl flooring may not be installed in areas maintained below a temperature of 55° F.
- F. Non-skid flooring with an abrasive texture (i.e. Altro "Safety Floor" and Tarkett "Safe-T-Sheet") shall be limited to traffic areas only, and not under equipment.



Sheet Vinyl Installation
Cross Section View at Cove Base

Accepted Commercial Sheet Vinyl

Altro "Safety Floor" (X25, K35, D25) May be installed with floor drains.

Altro, North America
467 Forbes Blvd.
San Francisco, CA 94080

(800) 941-1696
E-mail info@altrofloors.com
E-mail west@altrofloor
Web www.altrofloors.com

Armstrong "Classic Corlon" (86,000 series)
"Multitech (85,000 series)
"Medintech" (86,000 series)
"Possibilities" (86,000 series)
"Safeguard" (31,000 series)
"Commission Plus" (80,000 series)

Armstrong World Industries
P.O. Box 3001
Lancaster, PA 17604-3001
Southgate, CA Plant
Local Rep.: Julie Kaeser
(877) 276-7876 ex. 8981
Web www.armstrong.com

Forbo	“Tractionstep” (1300/13000 series) Forbo Linoleum, Inc. P.O. Box 667 Humbolt Industrial Park Hazelton, PA 18201	(800) 842-7839 E-mail mlorenzi@fl-na.com Web www.forbolinoleum.com
Lonseal	“Londura” Lonseal, Inc. 928 East 238 th St., Bldg. A Carson, CA 90745	(800) 832-7111 E-mail info@lonseal.com Web www.lonseal.com
Mannington	"Fine Fields" (10,000 series) "Lifelines" (13,000 series) "Bio Spec" (15,000 series) "Assurance" (16,000 series) "Architextures" (17,000 series) "Magna Multiflec" (18,000 series) “Magna Micaflec”(19,000 series)	Mannington Mills 75 Mannington Mills Rd. Salem, New Jersey 08079 (856) 935-3000 Web www.mannington.com
Marley	“Safetred Universal” “Safetred Dimension” “Matrix” “Marleyflor Plus”	Marley Floors, Kent, England E-mail info@marley.com Web www.marleyfloors.com USA Longust Dist., Inc. Mesa, Arizona (480) 730-3380 Web www.longust.com
Polyflor	“XL” and “XL2000” Polyflor (Adams & Assoc.) 18840 7 th St., East Sonoma, CA 95476	(707) 938-8431 E-mail info@polyflor.com Web www.polyflor.com
Protect-All	Oscoda Plastics, Inc 5585 N. Huron Ave. Oscoda, MI	(800) 544-9538 E-mail sales@oscodaplastics.com Web www.oscodaplastics.com
Tarkett	“Optima” (5800 series) “Granit Acoustiflor” (21,000 series) “Co-Ordinates Plus” (77,000 series) “Safe-T-sheet”	Domco Tarkett, Inc. Tarkett / Sommer P.O. Box 2467 Houston, Texas 77252 (800) 465-4030 Web www.domcotarkett.com www.tarkettsommerusa.com

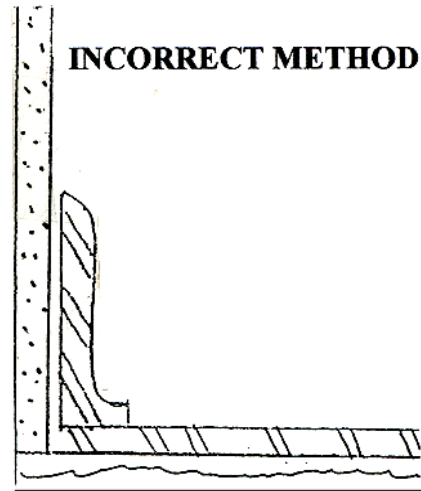
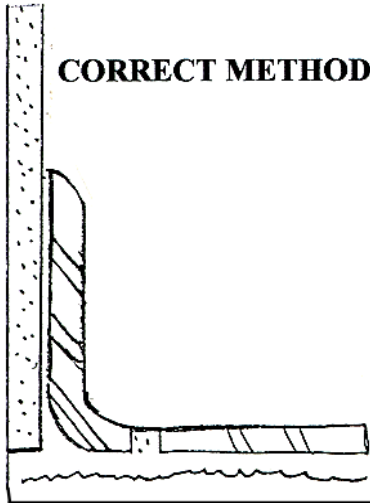
II. Quarry or Ceramic Tile

Standards:

- A. Minimum thickness 1/4 inch and be impact resistant.
- B. Non-skid varieties must be reviewed on an individual basis, and shall be installed with floor drains and a high pressure cleaning system. This type of floor tile shall be limited to traffic areas. Cove base and tiles under equipment must be smooth.

Installation:

- A. The grout spacing width between tiles shall not exceed ¼ inch.
- B. Grout between ceramic tiles and quarry tiles, without a glazed surface finish, must be sealed to be impervious to water, grease and acid.
- C. Flooring shall continue up the walls, partitions, and cabinetry at least four (4) inches, forming an integral 3/8-inch minimum radius cove base. The tile shall have a "Bull Nose" design at the top where it meets the wall.



Quarry/Ceramic Tile Floor and Cove Base Installation

III. Troweled Epoxy Type Floor

- A. Minimum finish thickness shall be 3/16 inch.
- B. The surface shall be sealed to be impervious to water, grease and acid.
- C. Flooring shall continue up the walls, partitions and cabinetry at least four (4) inches, forming an integral 3/8 inch minimum radius cove base.
- D. Non-skid flooring with an abrasive texture shall be limited to traffic areas only. Cove base and floor surface areas under equipment shall be smooth. Depending on the degree of abrasive finish texture achieved, a high pressure cleaning system and floor drains may be required.

Accepted Troweled or Poured Epoxy Floor

Armor Coat / Steel Shield

Arizona Polymer
7731 N. 68th Ave.
Glendale, Arizona

(800) 562-4921

E-mail azpoly2@qwest.com

Web www.apfepoxy.com

**Bedrock Troweled Epoxy
Broadcast**

Bedrock Resin Corp.
164 Central Ave.

(631) 752-8076

E-mail info@bedrockresin.com

Cementious	Farmingdale, NY 11735	Web www.bedrockresin.com
Chemi-top 300 Chemi-top 700, 710, 720 Color-Crete	Garland Floor Co(West) 176 Lambert St. Oxnard, CA 93030	(800) 321-2395 E-mail mflanagan@garlandfloor.com Web www.garlandfloor.com
ConoCrete 101 & 105 Epoxy Novalak 118	Sauereisen 160 Gamma Drive Pittsburgh, PA 15238	(412) 963-0303 E-mail questions@sauereisen.com Web www.sauereisen.com
Degadur Flooring Systems	Specialty Resin Systems SRS 173 Interstate lane Waterbury, CT 06705	(800) 477-4545 E-mail srs-information@degussa.com Web www.silikalresins.com
Dex-O-Tex Cheminert Dex-O-Tex Chem-Rez Dex-O-Tex Neotex Dex-O-Tex Tek-Crete	Dex-O-Tex Div. of Crossfield Products 3000 E. Harcourt St. Rancho Dominguez, CA 90221	(310) 886-9100 Web www.dex-o-tex.com
Duraltex Floor Systems	Tamms Industries 3835 State Route 72 Kirkland, IL 60146 (800) 862-2667	E-mail sales@tamms.com Web www.tamms.com
Dura-Flex "Shop floor"	Dura-Flex, Inc. 95 Goodwin St. East Hartford, CT 06128 (800) 968-0636	West Coast division Clayton Moore (951) 304-9396 E-mail chemcdm@aol.com
Epiquartz	Superior Polymer Products 4525 Renaissance Rd. Calumet, MI 49913	(906) 337-3355 E-mail main@superiorpolymer.com Web www.superiorpolymer.com
Kitchen Epoxy 3563 / 3563P Gen. Epoxy 3561, 3561P, 3548P	General Polymers Corp. Div. of Sherman Williams 145 Caldwell Dr. Cincinnati, OH 45216 (800) 543-7694	Sylmar, CA (800) 624-5041 L.A. Area Rep. Chris Popham E-mail info@generalpolymers.com Web www.generalpolymers.com
Fastfloor Floor Coating System 106, 205, 305	Floor Seal Technology, Inc. 1005 Ames Ave. Milpitas, CA 95035	Santa Ana office (800) 295-0221 E-mail techsrcv@floorseal.com Web www.floorseal.com
Mosaic Blend	(see Garland Floor Co.)	
MiraCote Concrete Renewal System	Crossfield Products Corp. 300 E. Harcourt Street Rancho Dominguez, CA 90221	(310) 886-9100 E-mail miracote@crossfieldproducts.com Web www.miracote.com
Pega-Cote 9200	ABC Construction Specialties 1777 W. Arrow Hwy. "404" Upland, CA 91786	(800) 201-0022 Web www.abconstructionspecialties.com
Permatec 3000, 4000, 5000	Chemproof Polymer Flooring 2750 W. Charles Page Blvd. Tulsa, OK 74127	(918) 584-0364 E-mail sales@chemproof.com

Poly Armorshield Poly Coat & Poly Coat HTH Poly Gard Poly Krete MP, 200 Poly Seal 3300	Delta Polymers, Inc. 130 S. Second St. North Bay Shore, NY 11706 (800) 966-5142	E-mail sales@deltapolymers.com Web www.deltapolymers.com
Power-Tread Series 237	(see Tnemec High Performance Coatings)	
Selby/Ukrete (Flooring Systems)	Selby / Ukrete Flooring Div. 23700 Chagrin Blvd. Cleveland, Oh 44122	(800) 445-6182 E-mail webmaster@selby-crete.com Web www.selby-crete.com
Sikafloor (90/90X)	Sika Corporation 210 Polito Ave. Lyndhurst, New Jersey 07071	(201) 933-8800 E-mail info@sika-corp.com Web www.sikacorp.com
Stonhard HRI, HDI, GSI, & UT	Stonhard, Inc. One Park Ave. Maple Shade, NJ 08052	(800) 257-7953 E-mail stonhard.marketing@stonhard.com Web www.stonhard.com
Stratashield Series 223 Deco-Trowel Series 232 Chemtread Series 237 Powertread	Tnemec High Perf. Coatings 6800 Corporate Dr. Kansas City, MS 64120-1372 (866) STRATA2	417 East Weber St. Compton, CA 90222-1424 (310) 639-9810 Web www.tnemec.com
Techfloor (Monile Floor System)	Mameco International, Inc. Division Monile 4475 E. 175 th St. Cleveland, Ohio 44128-3599	(800) 321-6412 E-mail info@techfloor.cz Web www.techfloor.cz
Toughstuff	Toughstuff Safety Flooors 2714 N. California St. 91504 Burbank CA 91504	(818) 329-0026
WedCon	Wedcon Systems, Inc. 1660 Chicago Ave., #N9 Riverside, CA 92507	(951) 778-1177 fax (951) 778-1178

Additional helpful sites for flooring materials include: Web www.building-materials-ez.com
www.paintinfo.com
www.pcimag.com
www.thomasregister.com

IV. Sealed Concrete

If sealed concrete is proposed, check the manufacturer's specifications and recommendations. Most sealers should be reapplied every six months. If you have any questions regarding the approved sealers, check with your plan check specialist. Please note that sealed concrete flooring is not acceptable in meat preparation areas. A sealed concrete floor must be installed with an approved cove base, see section V.

Standard:

- A. The finished surface shall be smooth, easily cleanable and sealed to be impervious to water, grease and acid.

Installation:

- A. The floor shall be a smooth, single pour variety.
- B. Flooring shall continue up the walls, partitions and cabinetry a minimum of four (4) inches forming a 3/8-inch minimum radius cove base.
- C. The floor shall be sealed with an Environmental Health Department approved, USDA approved, 2-component water based epoxy concrete floor sealer.
- D. Concrete floors with cracks, open seams, pitted, chipped, or rough surface areas, shall be repaired prior to installation of concrete sealer.

Accepted Concrete Sealers

Amercoat 335 (USDA approved. for incidental food contact)	Ameron International Performance Coatings Southwest Warehouse 210 N. Berry St. Brea, CA 92621	(800) 825-5075 Web www.ameroncoatings.com
AZ Polymer Epoxy (#100, #300, #600)	Arizona Polymer 7731 N. 68 th Ave. Glendale, AZ 85303	(800) 562-4921 E-Mail azpoly2@qwest.net Web www.apfepoxy.com
Aqua Poly Aqua Slick WBE	Sound Specialty Coatings Corp. P.O. Box 13160 Burton, Wash. 98013	(800) 261-4207 E-mail sales@sscoatings.net Web www.sscoatings.com
AquaRock	Progressive Epoxy Polymer 48 Wildwood Dr. Pittsfield, NH 03263	(603) 435-7199 E-mail info@epoxyproducts.com Web www.epoxyproducts.com
Aqua-Tile / Insl-Tile	Insl-X Corp. 50 Holt Drive P.O. Box 694 Stony Point, NY 10980	(845) 786-5000 E-mail customercare@insl-x.com Web www.Insl-x.com
“Coating Systems” #222 – Water-based #223 – Clearwater Based #226 – Fast-setting Water Based	Epoxy Systems, Inc. Dunnellon, FL (352) 489-1666	E-mail info@epoxy.com Web www.epoxysystems.com
Devthane 379 UVA	Devoe High Perf. Coatings ICI Paints Cleveland, OH 44115 (888) 654-2616	(888) 424-2847 E-mail devoerequest@prospec.com Web www.devoecoatings.com
Dural 356	Tamms Industries 3835 State Route 72 Kirkland, IL 60146	(800) 862-2667 E-mail sales@tamms.com Web www.tamms.com
Epoxy Bond 440W	Superior Polymer 4525 Renaissance Rd. Calumet, MI 49913	(906) 337-3355 E-mail main@superiorpolymer.com Web www.superiorpolymer.com

Pega-Coat 9200	ABC Construction Specialties 1777 W. Arrow Hwy Ste 404 Upland, CA 91786	(800) 201-0022 Web www.abconstructionspecialties.com
Perma-Seal II Perma-Seal II (grey)	Perma, Inc 605 Springs Rd. Bedford, MA 01730	(978) 667-5161 E-mail info@perma.com Web www.perma.com
Res-Crete H20 Res-Crete 7	Pacific Polymers International 12271 Monarch Street Garden Grove, CA 92841	(800) 888-8340 E-mail stephanc@pacpoly.com Web www.pacpoly.com
Rustoleum 6000 System	Rust-Oleum Corporation 11 Hawstgorne Parkway Vernon Hills, IL 60061 (800)323-3584	Web www.rustoleum.com Web www.vistapaint.com Web www.kelly-moore.com
Select Epoxy-Kote WB-88	Select Products Co. 1131 W. Baker St. Costa Mesa, CA 92626	(714) 429-0808
Sonoplex Epoxy Surfacer	Degossa Building Systems 889 Valley Park Drive Shakopee, MN 55379	(952) 496-6000 Fax (952) 496-6062 Web www.degossabuildingsystems.com
StrataShield Enviro-Tread (Series 287)	Tnemec High Perf. Coatings 6800 Corporate Dr. Kansas City, MS 64120-1372 (866) STRATA2	417 East Weber St. Compton, CA 90222-1424 (310) 639-9810 Web www.tnemec.com
Tech-Gard Water Borne Epoxy	Pratt / Lambert Indust. Coatings Spectra Paint Center Pasadena (626) 793-5155 Van Nuys (818) 786-5610	(888) 411-PAINT E-mail mail@spectrapaint.cim Web www.spectrapaint.com
Tru-Glaz WB 4406 & 4408 Tru-Glaze 4030 & 4418	(see Devoe High Perf. Coatings)	
Water-Based Epoxy NP010 clear NP013 clear NP015 colors	A & A Industrial Coatings P.O. Box 1415 Sioux City, IOWA 51102	E-mail info@aa-industrial.com Web www.aa-industrial.com

V. Cove Base

A minimum 4" high sanitary ceramic tile cove topset base shall only be installed on sealed concrete floor surfaces.

Note 1: Vinyl or rubber topset base will not be accepted in any areas of a food facility in which a smooth, continuous, cove floor is required.

Note 2: In walk-in coolers, a metal topset base may be installed in lieu of a continuously covered flooring against the metal walls,(galvanized topset cove base is not approved.) The base must have a minimum 3/8 radius cove and be sealed to both the floor and the wall.

Accepted Sanitary Ceramic Tile Cove Topset Bases:

HP / S3619T (6" high)

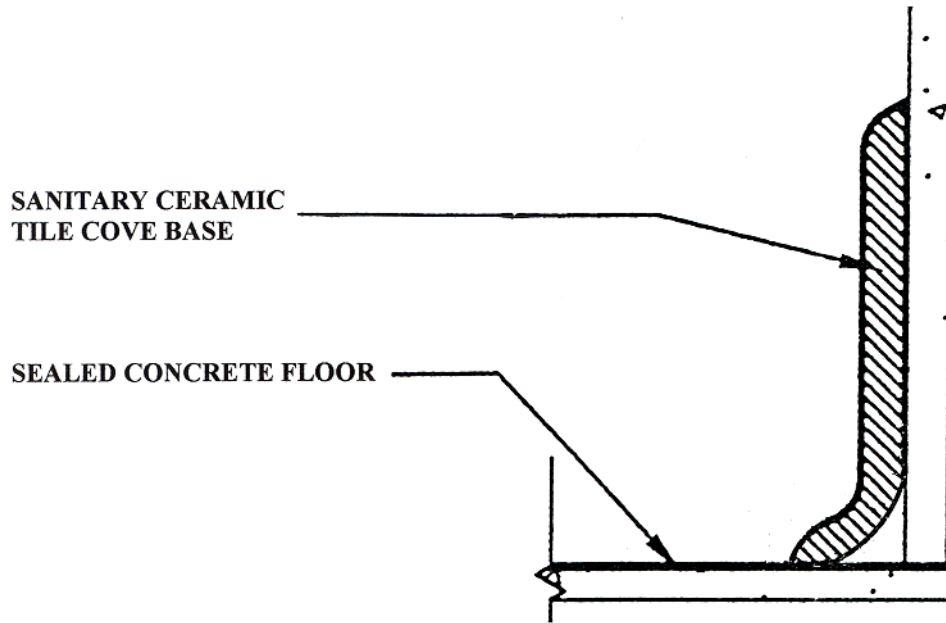
Huntington Pacific Ceramics, Inc.
1700 E. Winston Rd.
Anaheim, CA

(714) 778-6171

B & W / 3619T (6"high)
B & W / S3419T (4"high)

B&W Tile Co., Inc.
14600 S. Western Ave.
Gardena, CA 90249-3306
(310) 538-9579

3325 Russell St.
Riverside, CA
(951) 715-4620



TYPICAL COVE BASE DETAIL ON CONCRETE FLOOR